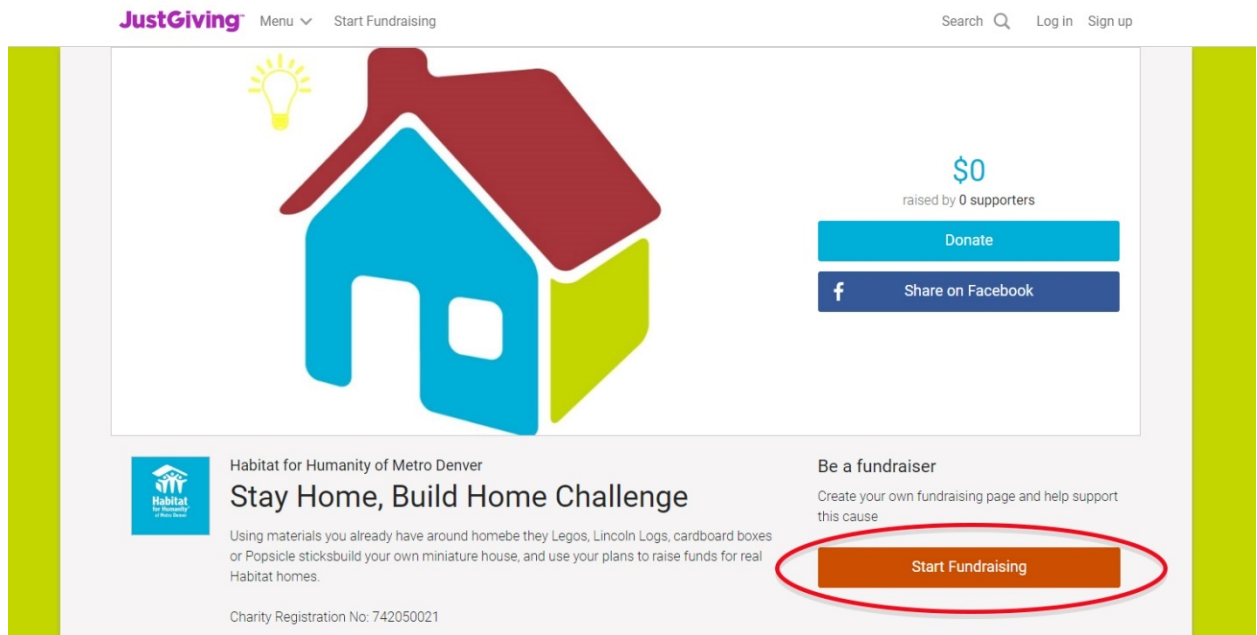
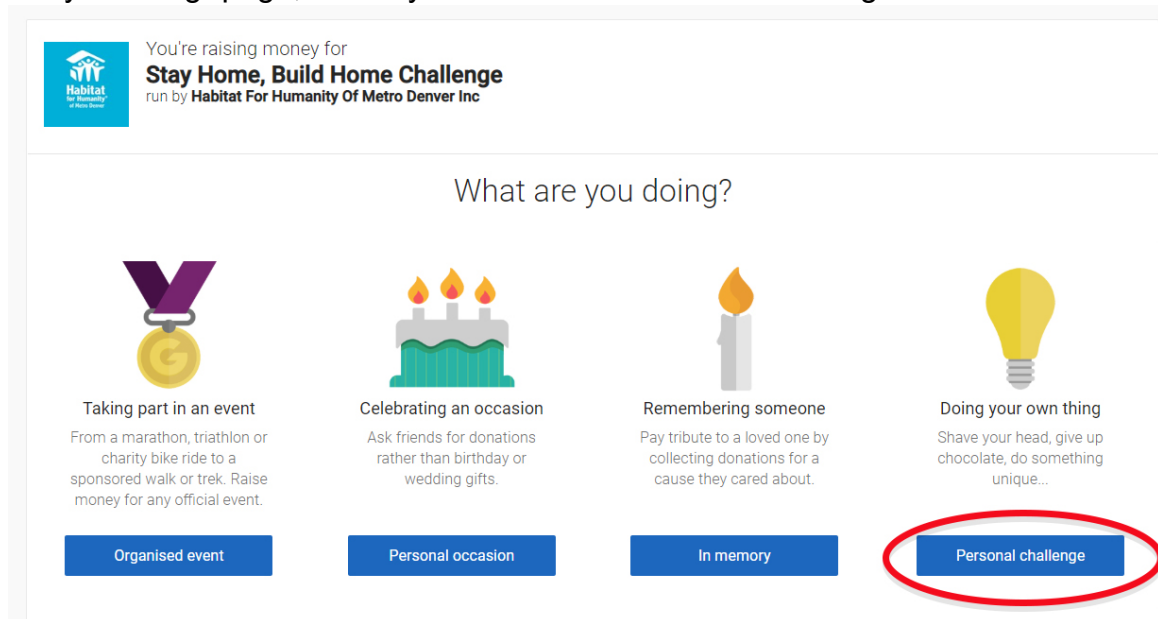


How to Create Your Fundraising Page *Stay at Home, Build a Home Challenge*


1. Visit www.justgiving.com/campaign/stay-home-build, and click the “Start Fundraising” button.



2. After completing the fields on the “Sign Up” screen, you’ll navigate to the “What are you doing” page, where you’ll click the “Personal challenge” button.



3. On the next screen, select “for something else” under the event type dropdown options. Then, choose a name for your page and what you’d like the end of your web address to be (something easy to remember):

 You're raising money for
Stay Home, Build Home Challenge
run by **Habitat For Humanity Of Metro Denver Inc**

1. Tell us about your event

Event type

something else ▼

Event name

Building a Mini Habitat Home

Event date (optional)

dd/mm/yyyy

☐ I'm doing this in memory of someone

2. Choose your fundraising Challenge page web address

www.justgiving.com/fundraising/

building-for-habitat

4. Choose whether you’d like future emails from Habitat Metro Denver, and then click “create your page” to complete your set up!

3. Choose your fundraising page settings

I'm happy for Habitat For Humanity Of Metro Denver Inc to keep me informed, by email, about the impact of my fundraising and other ways to stay involved including future events, campaigns and appeals.

☒ Yes please, opt me in
☐ No thanks, opt me out

NOTE: Habitat For Humanity Of Metro Denver Inc will receive your details and may need to contact you to support you in this fundraising effort. You can update your preferences directly with Habitat For Humanity Of Metro Denver Inc at any time.

Create your page

By clicking Create your page you agree to our [Terms of Service](#) and [Privacy Policy](#)